

AGRON NICAJ
US Economist

Economic Research Office

T: +1 (646) 357 6180
E: anicaj@us.mufg.jp

MUFG Bank, Ltd.
A member of MUFG, a global financial group

The Fed is right to be cautious

March 1, 2024

- Growth in the PCE deflator was notably, and somewhat expectedly, strong this month after both the CPI and PPI also showed accelerated growth. While the PCE and CPI differ on the level of price growth, the expenditure components driving the recent trend are largely the same. Some idiosyncratic factors at the industry level have contributed to the recent acceleration, but growth in cyclical components, especially housing, should not be dismissed. The lagged effects of re-accelerating home prices will likely weigh on the disinflation momentum in the first half of this year.

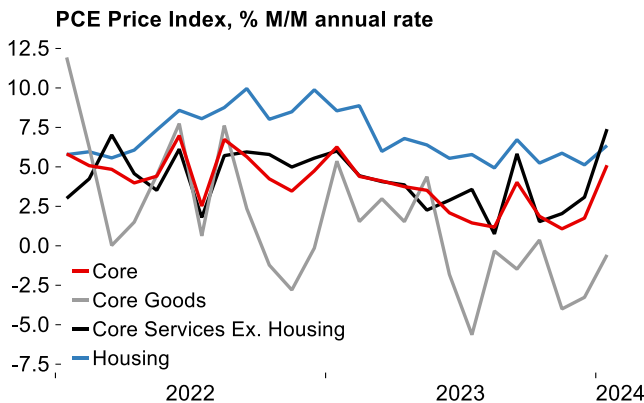
Don't dismiss the data

Monthly growth in January's PCE deflator came in strong, which was partially expected given that both the CPI and PPI also accelerated this month. Despite the differing methodologies, it does signal potential trouble ahead for the Fed's preferred inflation measure.

Monthly growth in core PCE (excluding food and energy) expanded at an annual rate of 5.1%, the highest monthly growth rate since January of last year (Chart 1). Much of the growth was concentrated in core services excluding housing, where growth accelerated to an annualized 7.4%, the largest monthly growth since December 2021. Personal services contributed to this rise, growing at an annual rate of 14.9% in January. Housing inflation accelerated a bit in January, but the overall trend has been virtually flat since the summer of last year.

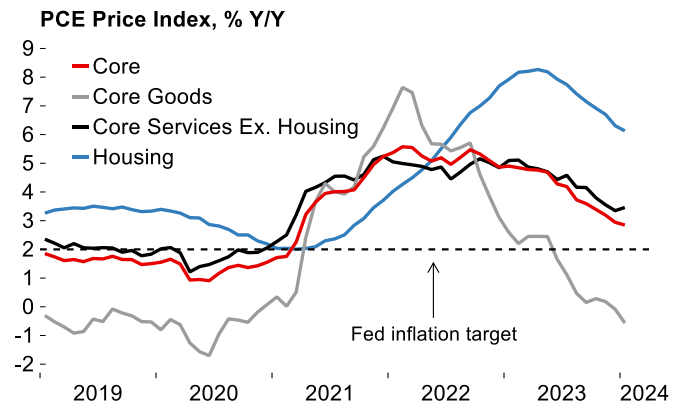
Hardliners insistent on declaring "victory over inflation" will (and have) assert that January's acceleration is an anomaly. Seasonality has been the go-to excuse when official data doesn't align with pre-dispositions, but there is little to no evidence that seasonal behavior, especially for price-setting, is markedly different now than in the past (seasonal factors are calculated using historical data). Seasonally adjusted inflation series' likely still smooth out most of the seasonal volatility.

Chart 1: Monthly core inflation accelerated in January, driven primarily by the services sector



Source: BEA, MUFG Bank Economic Research Office

Chart 2: Annual core goods deflation is helping to bring core inflation down, but housing poses a risk



Source: BEA, MUFG Bank Economic Research Office

With that said, the overall inflation picture can still be characterized as having disinflationary momentum. Core goods deflation is helping to bring down overall inflation, and the January uptick in core services excluding housing isn't likely to completely reverse the downward trend in core price growth (Chart 2). The risk going forward isn't necessarily that inflation will accelerate, but rather, that disinflation will slow or stagnate. Hardly what the Fed would consider a victory.

Housing inflation will persist

Idiosyncratic factors at the industry level likely do play a role in January's increase. This is especially true for expenditure categories that are acyclical, where price changes are less responsive to economic conditions and movements are more independent of the broader macroeconomy (i.e., healthcare). Shown in Chart 3, the inflation contribution of acyclical spending categories reversed course in January, adding 2.4% points to core PCE's monthly annualized growth rate. The contribution was especially strong for non-healthcare categories, where contributions to growth were negative in 5 of the previous 7 months.

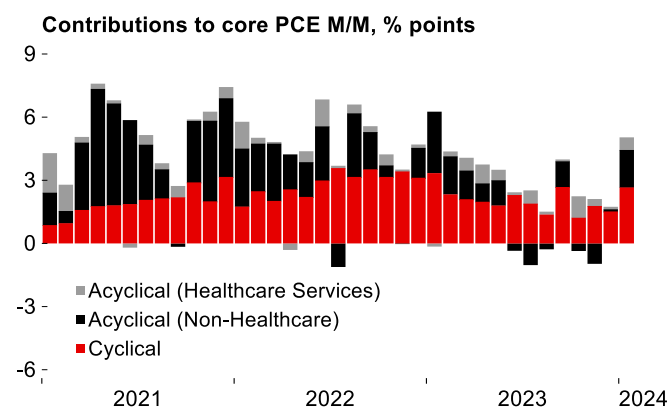
For these spending categories, in particular, there is reason to dismiss some of the growth as being an anomaly (though not all of it). Independent industry factors that contributed to the growth may not be systemic, contrary to supply shortages from the early years of the pandemic.

What should not be dismissed, is price growth in cyclical spending categories that are responsive to economic conditions and monetary policy. Shown in Chart 3, cyclical components contributed 2.7% points to core PCE's monthly annualized growth rate in January, up from 1.5% points in December. Housing comprises the largest share of cyclical spending categories, and as shown in Chart 1, inflation accelerated in January.

Housing inflation from official inflation sources (PCE and CPI) have been contested since prices first started taking off in 2021. Though the PCE and CPI differ in how much weight is given to housing inflation, the general trend and concept of measurement are similar. They both attempt to capture the consumption component of housing for new and existing tenants.

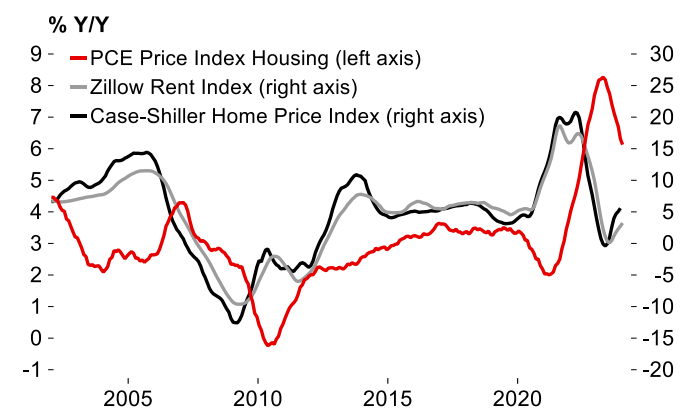
What has been true so far for PCE housing inflation is the predictable lag of private sector measures of new rents and housing prices, given the strong correlation between the series. Severe housing shortages, low vacancy rates, and stabilizing mortgage rates have ensured that demand and construction of single-family homes would rebound. Show in Chart 4, PCE housing lags the Zillow Rent Index and the S&P/Case-Shiller Home Price Index by about 16 months. This relationship suggests that housing inflation will become more consequential for the Fed in 2024.

Chart 3: Acyclical spending categories helped push inflation up in January, but the cyclical components are most worrisome



Source: San Francisco Fed, MUFG Bank Economic Research Office

Chart 4: Annual growth in PCE housing inflation lags home prices and new rents, signalling future price growth



Source: BEA, Zillow, S&P, MUFG Bank Economic Research Office

Analyst Certification

The views expressed in this report solely reflect the personal views of Agron Nicaž, the primary analyst responsible for this report, about the subject securities or issuers referred to herein, and such views may not necessarily reflect the thoughts and opinions of MUFG Bank, Ltd. and its affiliates or management team. No part of such analyst's compensation was, is, or will be directly or indirectly related to the specific recommendations or views expressed herein.

Disclaimers

The information and views contained herein are not intended for distribution to, or use by, any person or entity in any jurisdiction or country where such distribution or use would be contrary to law or regulation or which would subject MUFG Bank, Ltd. (collectively with its various offices and affiliates, "MUFG Bank") to any registration requirement within such jurisdiction or country. The information and views contained herein are provided for general informational purposes only, are subject to change, and are not intended to be, nor should be used, or considered, as an offer, or the solicitation of an offer, to sell or to buy or to subscribe to or for securities or any other financial instruments, and do not constitute specific investment, legal, tax or other advice or recommendations. The information contained herein reflects the thoughts and opinions of the noted authors only, and such information does not necessarily reflect the thoughts and opinions of MUFG or its management team. Neither this nor any other communication prepared by MUFG Bank should be construed as investment advice, a recommendation to enter into a particular transaction or pursue a particular strategy, or any statement as to the likelihood that a particular transaction or strategy will be effective and it does not take into account the specific investment objectives, financial situation, or the particular needs of any specific person who may receive this information. Any information relating to performance contained herein is illustrative and no assurance is given that any indicative returns, performance or results, whether historical or hypothetical, will be achieved. Before entering into any particular transaction, you should consult an independent financial, legal, accounting, tax, or other advisor as may be appropriate under the circumstances. In any event, any decision to enter into a transaction will be yours alone, not based on information prepared or provided by MUFG Bank. MUFG Bank hereby disclaims any responsibility to you concerning the characterization or identification of terms, conditions, and legal or accounting, or other issues or risks that may arise in connection with any particular transaction or business strategy. While MUFG Bank believes that any relevant factual statements contained herein, and any assumptions on which such statements are based, are in each case accurate, neither the authors nor MUFG have independently verified its accuracy, and such information may be incomplete or condensed. The information is provided "AS IS". The authors and MUFG do not warrant the accuracy of the materials provided herein, either expressly or implied, for any particular purpose and expressly disclaims any warranties of merchantability or fitness for a particular purpose. The authors and MUFG cannot and do not guarantee the accuracy, validity, timeliness or completeness of any information or data made available to you for any particular purpose. MUFG Bank may have issued, and may in the future issue, other reports that are inconsistent with or that reach conclusions different from the information and views contained herein. Such other reports, if any, reflect the different assumptions, views and/or analytical methods of the analysts who prepared them, and MUFG Bank is under no obligation to ensure that such other reports are brought to your attention.

© 2024, MUFG Bank, Ltd. All Rights Reserved.

About MUFG and MUFG Americas

Mitsubishi UFJ Financial Group, Inc. (MUFG) is one of the world's leading financial groups. Headquartered in Tokyo and with over 360 years of history, MUFG has a global network with approximately 2,000 locations in more than 40 countries. MUFG has nearly 120,000 employees and offers services including commercial banking, trust banking, securities, credit cards, consumer finance, asset management, and leasing. The Group aims to "be the world's most trusted financial group" through close collaboration among our operating companies and flexibly respond to all the financial needs of our customers, serving society, and fostering shared and sustainable growth for a better world. MUFG's shares trade on the Tokyo, Nagoya, and New York stock exchanges.

MUFG's Americas operations, including its offices in the U.S., Latin America, and Canada, are primarily organized under MUFG Bank, Ltd. and subsidiaries, and are focused on Global Corporate and Investment Banking, Japanese Corporate Banking, and Global Markets. MUFG is one of the largest foreign banking organizations in the Americas. For locations, banking capabilities and services, career opportunities, and more, visit www.mufgamericas.com.