

**AGRON NICAJ**  
*US Economist*

Economic Research Office  
 anicaj@us.mufg.jp

**MUFG Bank, Ltd.**  
 A member of MUFG, a global financial group

## More jobs and more productivity

August 4, 2023

- Employment growth continues along its “normalization” path, expanding at a historically strong rate for both goods and services industries. The labor force participation rate was unchanged at 62.6%, and the unemployment rate ticked down to 3.5%. Overall, the labor market remains tight.
- Wage growth eased in Q2 2023, especially in goods industries, and annual growth in labor productivity entered positive territory for the first time the beginning of 2022. Growth in unit labor costs have fallen to pre-pandemic levels as a result, potentially lightening the impact that the labor market will have on inflation going forward.

### Few changes in the labor market

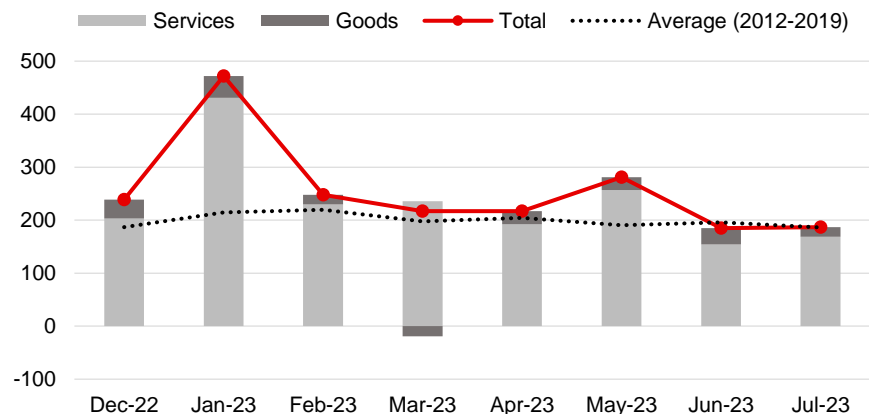
The labor market added 187,000 jobs in July 2023, equal to the average monthly job gain in July from 2012-2019. Growth occurred in both goods and services industries with strong job gains in health care and financial activities. Growth in leisure and hospitality slowed in July, adding only 17,000 jobs despite employment still being 2.1% below the pre-pandemic level.

Notable is the continued flat growth in manufacturing and transportation and warehousing. These industries are, in many ways, interconnected and experienced strong growth from 2020-2022. But as consumption habits shifted, growth stalled beginning in 2023 and there is no indication, especially in the latest consumer spending figures, that it will pick back up. Manufacturing, along with transportation and warehousing, will likely be among the first industries to experience job losses in 2023.

Even if the overall US economy manages to skirt past a recession, which still seems unlikely, job losses in manufacturing seem all but certain. ISM’s Manufacturing PMI showed that all 5 subindexes were in contraction in July and the only industry that registered growth was petroleum and coal products. Additionally, the New Orders index was in contraction for the 11<sup>th</sup> straight month. Employment in manufacturing looks to be the only factor keeping the industry out of a recognized recession, but that may not last for much longer.

### Jobs growth continues along its "normalization" path

*Nonfarm payroll employment growth, thousands*

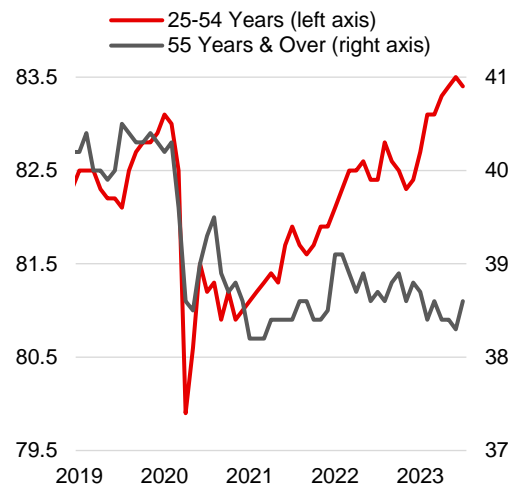


Source: BLS, MUFG Bank Economic Research

Like overall employment growth, little has changed on the status of labor supply. The labor force participation rate was unchanged in July for the 5<sup>th</sup> consecutive month, standing at 62.6%. There was a small uptick in the participation rate for older workers (55 and older), but that was offset by a small decline in prime-age workers (25-54). It's unclear how much more the participation rate for prime age workers can grow since it has already surpassed the pre-pandemic rate. Some modest growth still appears likely, but it won't be enough to compensate for the vast number of older workers that will not return to the labor force.

### Little recovery for older workers

Labor force participation rates, %

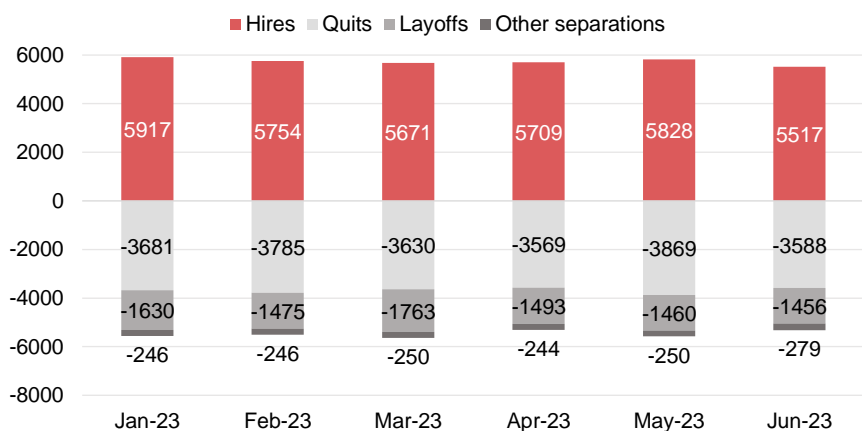


Source: BLS, MUFG Bank Economic Research

On the labor demand side, job openings was little changed in June (job openings data lags employment data by one month). The vacancy to unemployed ratio was unchanged at 1.6, but there was a noticeable drop in hires and quits. This could indicate that employee turnover is shrinking for firms, but it may be too soon to call this a trend. Hires will likely increase again in July given that the unemployment rate fell back down to 3.5% this month. In regard to both labor demand and supply, the labor market remains tight.

### Hiring and quits eased in June, signalling less turnover

Hires and separations, thousands



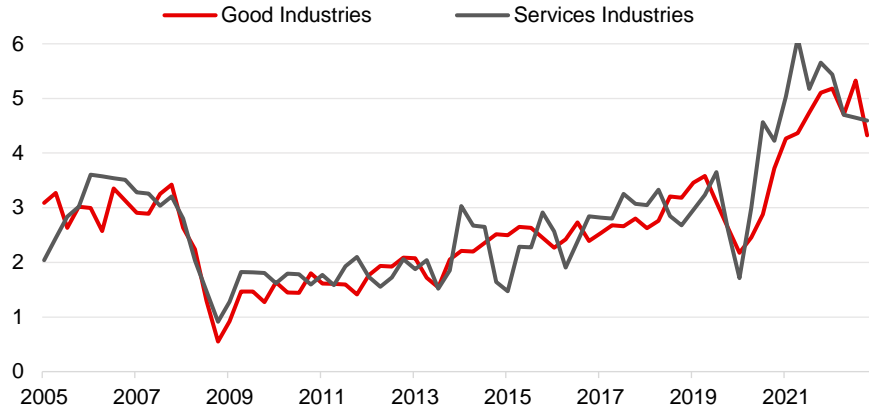
Source: BLS, MUFG Bank Economic Research

### Slowing wages and growing productivity

Wages and salaries in the Q2 2023 Employment Cost Index (ECI) were mostly positive in relation to inflation. Wage growth fell to 4.3% for goods industries on a 2-quarter moving average annualized rate, and it eased down to 4.6% for services industries. This is welcomed news for the Fed, as it signals lower inflationary pressures coming from the labor market, but the level is still well above what it was before the pandemic. Even looking at average hourly earnings, wages grew 4.7% annually in July for private production and non-supervisory employees, well above the pre-pandemic average of around 3.5%. This slow burn in wage growth is not consistent with inflation falling to 2% anytime soon.

### Wage growth in decelerating faster in goods industries

ECI wages & salaries, 2-quarter moving average, % AR



Source: BLS, MUFG Bank Economic Research

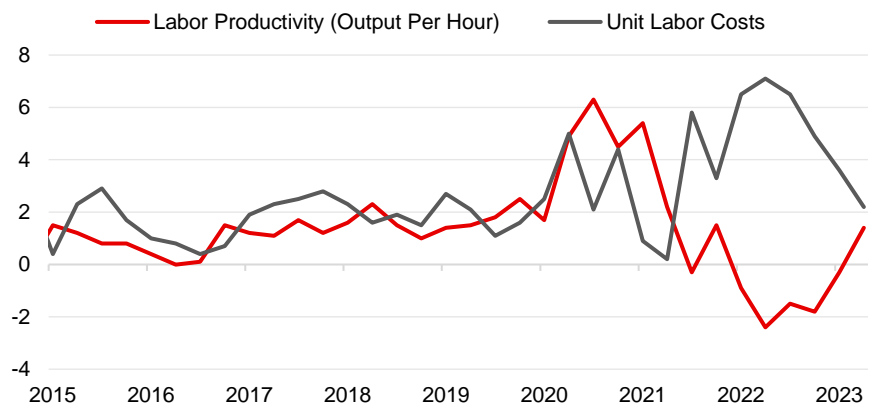
However, with that said, wages may make less of a perceived mark on inflation going forward. Historically, wage growth that is not accompanied by productivity growth is what can influence prices. The logic follows that prices rise when higher labor costs can't be offset by more worker output, making unit labor costs an important metric.

Unit labor costs have been shown, empirically, to be a better indicator of inflationary pressures than just wage growth alone. This also appears to be the case in our current post-pandemic inflationary saga. Annual growth in labor productivity, or output per hour, was consistently negative since the start of 2022, driving annual growth in unit labor costs to 7.1% in Q2 2022. Price growth also largely peaked in mid-2022, helping support the notion that once supply-side issues dissipated, the labor market became a significant contributor to inflation.

Annual growth in labor productivity has now entered positive territory as of Q2 2023 and annual growth in unit labor costs have fallen to 2.2%, similar to the pre-pandemic growth rate. If this trend continues, elevated wage growth may prove to be less of an inflationary pressure than it was in 2022, but beware of base effects. Annual growth in one quarter after 5 consecutive quarters of declines may not reflect a substantial change in labor productivity. Elevated wage growth is likely to still play an important role in price growth and determining the Fed's actions moving forward, but labor productivity is certainly moving in the right direction.

### Increase in productivity brings unit labor costs down

Labor productivity and unit labor costs, % Y/Y



Source: BLS, MUFG Bank Economic Research

## Analyst Certification

The views expressed in this report solely reflect the personal views of Agron Nicaj, the primary analyst responsible for this report, about the subject securities or issuers referred to herein, and such views may not necessarily reflect the thoughts and opinions of MUFG Bank, Ltd. and its affiliates or management team. No part of such analyst's compensation was, is, or will be directly or indirectly related to the specific recommendations or views expressed herein.

## Disclaimers

The information and views contained herein are not intended for distribution to, or use by, any person or entity in any jurisdiction or country where such distribution or use would be contrary to law or regulation or which would subject MUFG Bank, Ltd. (collectively with its various offices and affiliates, "MUFG Bank") to any registration requirement within such jurisdiction or country. The information and views contained herein are provided for general informational purposes only, are subject to change, and are not intended to be, nor should be used, or considered, as an offer, or the solicitation of an offer, to sell or to buy or to subscribe to or for securities or any other financial instruments, and do not constitute specific investment, legal, tax or other advice or recommendations. The information contained herein reflects the thoughts and opinions of the noted authors only, and such information does not necessarily reflect the thoughts and opinions of MUFG or its management team. Neither this nor any other communication prepared by MUFG Bank should be construed as investment advice, a recommendation to enter into a particular transaction or pursue a particular strategy, or any statement as to the likelihood that a particular transaction or strategy will be effective and it does not take into account the specific investment objectives, financial situation, or the particular needs of any specific person who may receive this information. Any information relating to performance contained herein is illustrative and no assurance is given that any indicative returns, performance or results, whether historical or hypothetical, will be achieved. Before entering into any particular transaction, you should consult an independent financial, legal, accounting, tax, or other advisor as may be appropriate under the circumstances. In any event, any decision to enter into a transaction will be yours alone, not based on information prepared or provided by MUFG Bank. MUFG Bank hereby disclaims any responsibility to you concerning the characterization or identification of terms, conditions, and legal or accounting, or other issues or risks that may arise in connection with any particular transaction or business strategy. While MUFG Bank believes that any relevant factual statements contained herein, and any assumptions on which such statements are based, are in each case accurate, neither the authors nor MUFG have independently verified its accuracy, and such information may be incomplete or condensed. The information is provided "AS IS". The authors and MUFG do not warrant the accuracy of the materials provided herein, either expressly or implied, for any particular purpose and expressly disclaims any warranties of merchantability or fitness for a particular purpose. The authors and MUFG cannot and do not guarantee the accuracy, validity, timeliness or completeness of any information or data made available to you for any particular purpose. MUFG Bank may have issued, and may in the future issue, other reports that are inconsistent with or that reach conclusions different from the information and views contained herein. Such other reports, if any, reflect the different assumptions, views and/or analytical methods of the analysts who prepared them, and MUFG Bank is under no obligation to ensure that such other reports are brought to your attention.

© 2023, MUFG Bank, Ltd. All Rights Reserved.

## About Mitsubishi UFJ Financial Group, Inc.'s U.S. Operations including MUFG Americas Holdings Corporation

The U.S. operations of Mitsubishi UFJ Financial Group, Inc. (MUFG), one of the world's leading financial groups, has total assets of \$332.4 billion at March 31, 2022. As part of that total, MUFG Americas Holdings Corporation (MUAH), a financial holding company, bank holding company, and intermediate holding company, has total assets of \$159.2 billion at March 31, 2022. MUFG Securities Americas Inc. is a registered securities broker-dealer which engages in capital markets origination transactions, domestic and foreign debt and equities securities transactions, private placements, collateralized financings, and securities borrowing and lending transactions. MUAH is owned by MUFG Bank, Ltd. and Mitsubishi UFJ Financial Group, Inc. MUFG Bank, Ltd., a wholly owned subsidiary of Mitsubishi UFJ Financial Group, Inc., has offices in Argentina, Brazil, Chile, Colombia, Peru, Mexico, and Canada. Visit [www.mufigamericas.com](http://www.mufigamericas.com) for more information.

## About MUFG and MUFG Americas

Mitsubishi UFJ Financial Group, Inc. (MUFG) is one of the world's leading financial groups. Headquartered in Tokyo and with over 360 years of history, MUFG has a global network with approximately 2,100 locations in more than 50 countries. MUFG has nearly 160,000 employees and offers services including commercial banking, trust banking, securities, credit cards, consumer finance, asset management, and leasing. The Group aims to "be the world's most trusted financial group" through close collaboration among our operating companies and flexibly respond to all the financial needs of our customers, serving society, and fostering shared and sustainable growth for a better world. MUFG's shares trade on the Tokyo, Nagoya, and New York stock exchanges.

MUFG's Americas operations, including its offices in the U.S., Latin America, and Canada, are primarily organized under MUFG Bank, Ltd. and subsidiaries, and are focused on Global Corporate and Investment Banking, Japanese Corporate Banking, and Global Markets. MUFG is one of the largest foreign banking organizations in the Americas. For locations, banking capabilities and services, career opportunities, and more, visit [www.mufigamericas.com](http://www.mufigamericas.com).