

AGRON NICAJ
US Economist

Economic Research Office
 anicaj@us.mufg.jp

MUFG Bank, Ltd.
 A member of MUFG, a global financial group

Price disturbances vs inflation

13 July 2023

- June’s CPI shows that inflation is moving in the right direction, but the underlying level of price growth is likely still far too high. Headline and core CPI capture substantial relative price “noise” that may be clouding the inflation signal. The median CPI may be a better measure of underlying inflation.
- The Fed’s inflation battle rests on curbing demand in the US economy, but many discretionary spending categories continue to experience accelerating price growth. Lending rates are also not particularly relevant for most of these items, so rising interest rates will need to feed into the labor market for them to have an impact.

The general price level

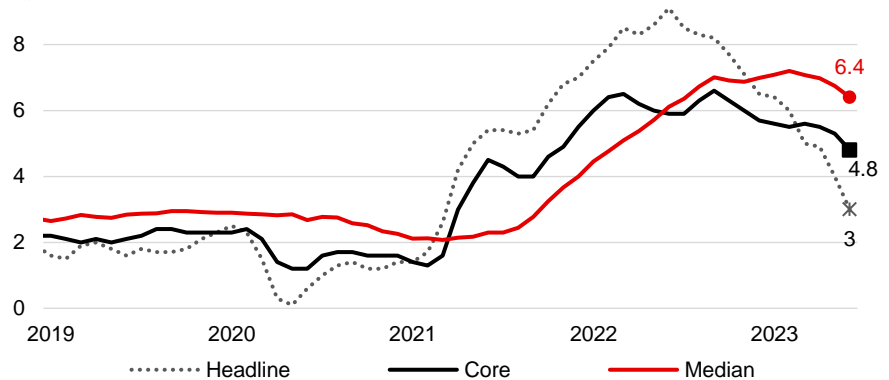
There are price movements that are often treated as outliers, and they are generally not viewed as inflation. Changes in food and energy prices are the most obvious examples because their price movements are mostly relative. They are largely driven by special circumstances, including disruptions in international trade, droughts, wars, and especially pandemics. Movements such as these are better characterized as price disturbances, rather than inflation. And in today’s environment, there are many more price disturbances that are clouding the inflation signal.

Inflation is a monetary phenomenon, and it is the general rise in the price level that underlies all price changes. Core CPI is used as a proxy for inflation since it excludes the most obvious cases of price disturbances. Lately, core CPI less shelter and used autos is also being used given their unique drivers. And while these are good attempts at separating price disturbances from the inflation signal, there are other issues with using the CPI in this way. Most notably, the CPI is fundamentally a cost-of-living indicator that uses category weights to represent the average American household’s spending.

A spending category’s weight is less relevant to inflation because as a monetary phenomenon, it should influence the price of all items equally. Excluding categories such as food, energy, shelter, and used autos from the CPI is not only an overly subjective way of distinguishing between price disturbances and inflation, but it also alters the index’s implied weights, making it a poor measure of both inflation and the cost-of-living.

Median CPI signals stronger inflationary pressures

CPI, %Y/Y



Source: BLS, Cleveland Fed, MUFG Bank Economic Research

The median CPI may be a better measure of inflation than headline CPI, core CPI, and core CPI less shelter and used autos. In effect, the median CPI excludes all price changes that lie outside the middle of the field (making it less subjective), and it is independent of category weights since it is the order of the price changes that is calculated. Using this measure, annual inflation stands at 6.4% as of June 2023, down noticeably from 6.7% in May, but much higher than both headline and core CPI (3% and 4.8% respectively).

It is important to note that while the median CPI is signalling much stronger inflation, it is also historically greater than the Fed's 2% target. In the decade before the pandemic, the median CPI hovered mostly between 2.5-3% whereas core CPI was closer to 2%. It may not be the Fed's optimal target, but the median CPI is likely a better gauge of underlying price growth.

Discretionary inflation and interest rates

The Fed is attempting to slow inflation by curbing demand in the economy, but they have only been mildly successful so far. Now yes, the housing sector has clearly been impacted by rising interest rates, but housing is both investment and consumption, and home prices alone largely reflect the investment component.

Inflation is viewed through the lens of consumer prices (i.e., consumption), and the CPI attempts to isolate the consumption portion of housing through its measure of owner's equivalent rent. From this perspective, the Fed has been unsuccessful so far with owner's equivalent rent continuing to grow. However, in this case, the long and variable lags of monetary policy will eventually feed into the consumption aspect of housing.

For other spending categories, the link with monetary policy is much less clear. For starters, non-discretionary spending categories, such as medical care, have inelastic demand where consumption is much less sensitive to the price. Rising interest rates will have little effect on consumption. Given that monetary policy operates through the lens of aggregate demand, it would be a stretch to attribute inflation, disinflation, or deflation in most non-discretionary spending categories to monetary policy and the Fed.

Shown on page 3, annual CPI growth in medical care services has fallen to -0.8% in June, but annual growth in medical care commodities is trending upward, growing by 4.2% in June. Price growth in medical care in the CPI is likely being driven by price disturbances rather than underlying inflation, and it is another reason why the median CPI may be more useful indicator. It also reflects how limited we are at assessing the success of this tightening cycle and how difficult it is to determine the optimal terminal rate that will achieve a soft landing.

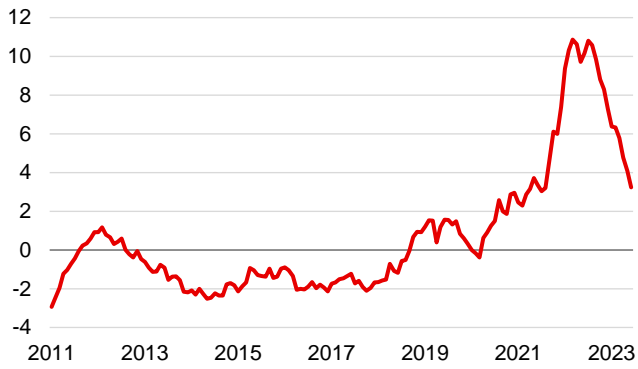
The Fed has much greater influence, in theory, on discretionary spending categories where demand is elastic, and it fluctuates. Spending on goods and services including household furnishings, apparel, airline fares, food and beverages away from home, and recreation are mostly non-essential. Consumption is therefore more sensitive to prices, but not necessarily by interest rates directly. These items are largely paid for in cash or through revolving credit such as credit cards. And although interest rates influence credit card rates, it's not clear how high credit card rates need to be to for their usages to shrink.

Shown on page 3, annual CPI growth is either accelerating or remains elevated by historical standards for most of these discretionary spending categories. The exception is airline fares, which is showing noticeable annual deflation (-18.9%), but this is likely driven by base effects and special circumstances.

The Fed will likely need monetary policy tightening to feed into the labor market through a rise in unemployment. This would be the most potent method of decreasing demand, and subsequently prices, especially for discretionary items. And with the unemployment rate still below 4% and not trending upward, we can expect the Fed to stay hawkish.

Household furnishings & supplies

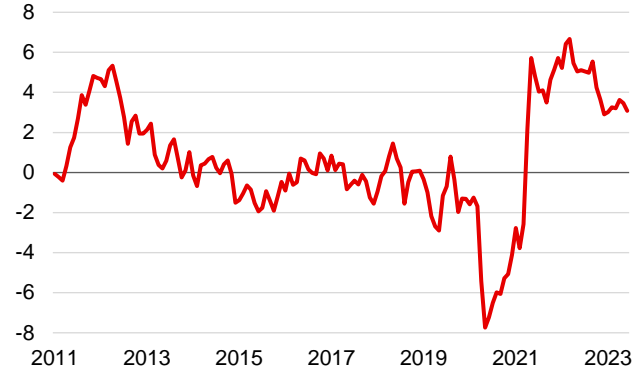
CPI, % Y/Y



Source: BLS, MUFG Bank Economic Research

Apparel

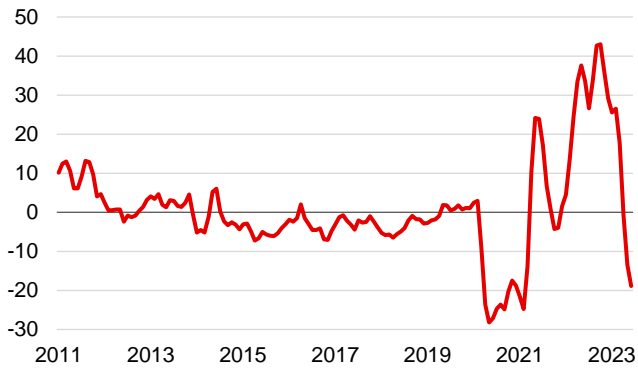
CPI, % Y/Y



Source: BLS, MUFG Bank Economic Research

Airline fare

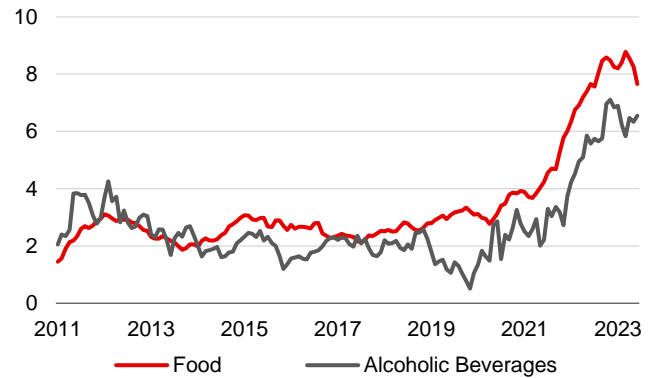
CPI, % Y/Y



Source: BLS, MUFG Bank Economic Research

Food & beverages away from home

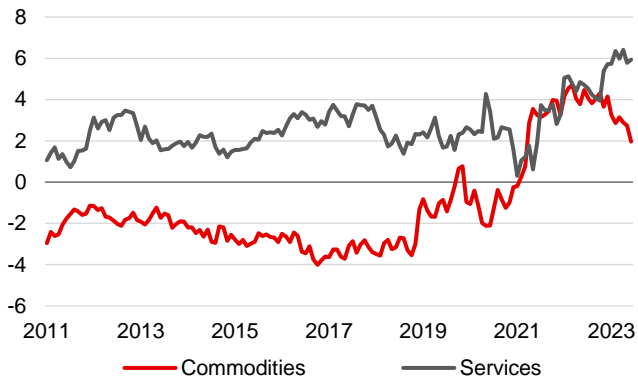
CPI, % Y/Y



Source: BLS, MUFG Bank Economic Research

Recreation

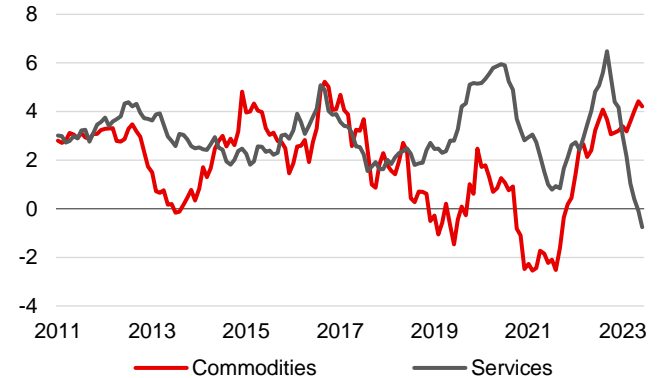
CPI, % Y/Y



Source: BLS, MUFG Bank Economic Research

Medical care

CPI, % Y/Y



Source: BLS, MUFG Bank Economic Research

Analyst Certification

The views expressed in this report solely reflect the personal views of Agron Nicaj, the primary analyst responsible for this report, about the subject securities or issuers referred to herein, and such views may not necessarily reflect the thoughts and opinions of MUFG Bank, Ltd. and its affiliates or management team. No part of such analyst's compensation was, is, or will be directly or indirectly related to the specific recommendations or views expressed herein.

Disclaimers

The information and views contained herein are not intended for distribution to, or use by, any person or entity in any jurisdiction or country where such distribution or use would be contrary to law or regulation or which would subject MUFG Bank, Ltd. (collectively with its various offices and affiliates, "MUFG Bank") to any registration requirement within such jurisdiction or country. The information and views contained herein are provided for general informational purposes only, are subject to change, and are not intended to be, nor should be used, or considered, as an offer, or the solicitation of an offer, to sell or to buy or to subscribe to or for securities or any other financial instruments, and do not constitute specific investment, legal, tax or other advice or recommendations. The information contained herein reflects the thoughts and opinions of the noted authors only, and such information does not necessarily reflect the thoughts and opinions of MUFG or its management team. Neither this nor any other communication prepared by MUFG Bank should be construed as investment advice, a recommendation to enter into a particular transaction or pursue a particular strategy, or any statement as to the likelihood that a particular transaction or strategy will be effective and it does not take into account the specific investment objectives, financial situation, or the particular needs of any specific person who may receive this information. Any information relating to performance contained herein is illustrative and no assurance is given that any indicative returns, performance or results, whether historical or hypothetical, will be achieved. Before entering into any particular transaction, you should consult an independent financial, legal, accounting, tax, or other advisor as may be appropriate under the circumstances. In any event, any decision to enter into a transaction will be yours alone, not based on information prepared or provided by MUFG Bank. MUFG Bank hereby disclaims any responsibility to you concerning the characterization or identification of terms, conditions, and legal or accounting, or other issues or risks that may arise in connection with any particular transaction or business strategy. While MUFG Bank believes that any relevant factual statements contained herein, and any assumptions on which such statements are based, are in each case accurate, neither the authors nor MUFG have independently verified its accuracy, and such information may be incomplete or condensed. The information is provided "AS IS". The authors and MUFG do not warrant the accuracy of the materials provided herein, either expressly or implied, for any particular purpose and expressly disclaims any warranties of merchantability or fitness for a particular purpose. The authors and MUFG cannot and do not guarantee the accuracy, validity, timeliness or completeness of any information or data made available to you for any particular purpose. MUFG Bank may have issued, and may in the future issue, other reports that are inconsistent with or that reach conclusions different from the information and views contained herein. Such other reports, if any, reflect the different assumptions, views and/or analytical methods of the analysts who prepared them, and MUFG Bank is under no obligation to ensure that such other reports are brought to your attention.

© 2023, MUFG Bank, Ltd. All Rights Reserved.

About Mitsubishi UFJ Financial Group, Inc.'s U.S. Operations including MUFG Americas Holdings Corporation

The U.S. operations of Mitsubishi UFJ Financial Group, Inc. (MUFG), one of the world's leading financial groups, has total assets of \$332.4 billion at March 31, 2022. As part of that total, MUFG Americas Holdings Corporation (MUAH), a financial holding company, bank holding company, and intermediate holding company, has total assets of \$159.2 billion at March 31, 2022. MUFG Securities Americas Inc. is a registered securities broker-dealer which engages in capital markets origination transactions, domestic and foreign debt and equities securities transactions, private placements, collateralized financings, and securities borrowing and lending transactions. MUAH is owned by MUFG Bank, Ltd. and Mitsubishi UFJ Financial Group, Inc. MUFG Bank, Ltd., a wholly owned subsidiary of Mitsubishi UFJ Financial Group, Inc., has offices in Argentina, Brazil, Chile, Colombia, Peru, Mexico, and Canada. Visit www.mufigamericas.com for more information.

About MUFG and MUFG Americas

Mitsubishi UFJ Financial Group, Inc. (MUFG) is one of the world's leading financial groups. Headquartered in Tokyo and with over 360 years of history, MUFG has a global network with approximately 2,100 locations in more than 50 countries. MUFG has nearly 160,000 employees and offers services including commercial banking, trust banking, securities, credit cards, consumer finance, asset management, and leasing. The Group aims to "be the world's most trusted financial group" through close collaboration among our operating companies and flexibly respond to all the financial needs of our customers, serving society, and fostering shared and sustainable growth for a better world. MUFG's shares trade on the Tokyo, Nagoya, and New York stock exchanges.

MUFG's Americas operations, including its offices in the U.S., Latin America, and Canada, are primarily organized under MUFG Bank, Ltd. and subsidiaries, and are focused on Global Corporate and Investment Banking, Japanese Corporate Banking, and Global Markets. MUFG is one of the largest foreign banking organizations in the Americas. For locations, banking capabilities and services, career opportunities, and more, visit www.mufigamericas.com.