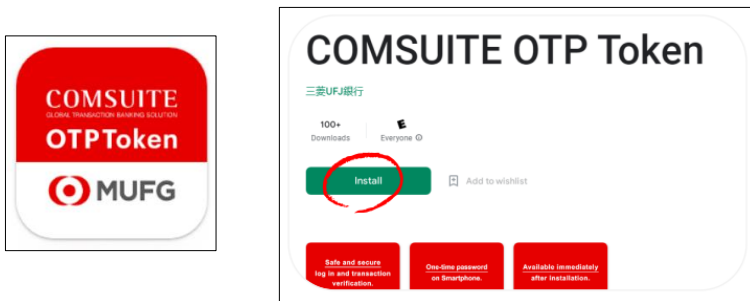


# COMSUITE Portal

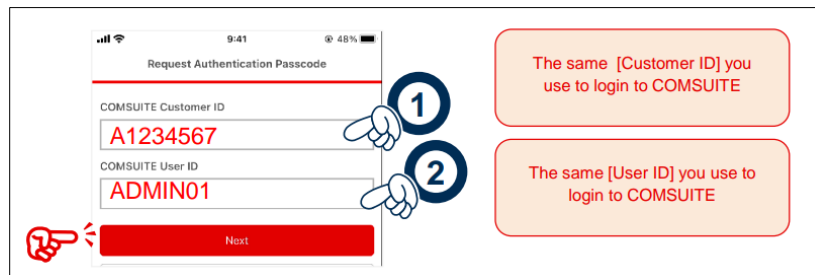
MOBILE OTP TOKEN ACTIVATION

## Step #1: Install and Setup the Mobile OTP Token App

- ❑ Go to your App store and search for “COMSUITE OTP Token” and install.



- ❑ After installation, open the app to enter your COMSUITE Customer ID and User ID. After that, click “Next” to receive SMS and email activation codes.



## Step #1.1: Install and Setup the Mobile OTP Token App

- ❑ Enter the SMS code, email activation code, your Username, and click “Next”.

The screenshot shows the 'Enter Authentication Information' screen. It includes fields for 'Passcode (SMS)' with the value '21430311', 'Passcode (e-mail)' with the value 'XXXXXXXXXX', and 'COMSUITE User Name' with the value 'George Sato'. A red 'Next' button is at the bottom. Annotations include a red dashed arrow pointing from a text box on the left to the SMS passcode field, and another red dashed arrow pointing from an email icon on the right to the email passcode field. A blue exclamation mark icon points to the user name field.

MUFG: Your passcode for token activation is 21430311. Valid for 10 minutes after request from screen. Do not use for other purpose or share to anyone.

Enter Authentication Information

COMSUITE Customer ID A1234567  
COMSUITE User ID ADMIN01

Passcode (SMS)  
21430311

Passcode (e-mail)  
XXXXXXXXXX

COMSUITE User Name  
George Sato

Next

Subject: COMSUITE: Passcode for OTP Token Activation  
Dear User,  
Sending the passcode for OTP Token activation to verify your request.  
Please enter on the OTP Token along with the passcode sent separately via SMS.  
\* This email is sent when the "Next" button was pressed on the application screen during request for OTP Token activation, or device change.

Passcode for activation: XXXXXXXXX

E-MAIL

The [User Name] from earlier.  
Must be exactly the same – down to capitalization, spaces and punctuation marks

- ❑ Setup a PIN Code for the COMSUITE OTP Token app and click “Activate”. Please note that you will use this PIN to open the app later.

The screenshot shows the 'Set Up PIN Code' screen. It includes fields for 'PIN Code' and 'PIN Code (Confirmation)'. A red 'Activate' button is at the bottom. Annotations include a blue exclamation mark icon pointing to the PIN Code field and a red dashed arrow pointing to the Activate button.

Set Up PIN Code

PIN Code

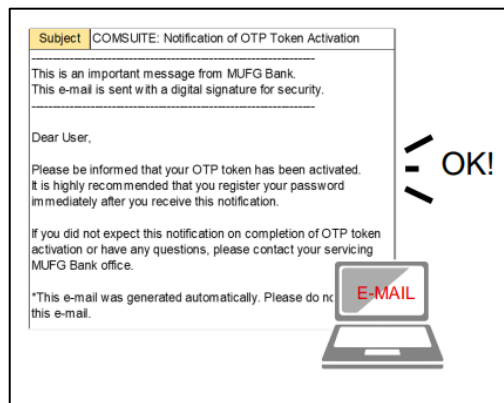
PIN Code (Confirmation)

Activate

Six (6) digit PIN Code to open the mobile app.  
Confirm the same code in the field below

## Step #1.2: Install and Setup the Mobile OTP Token App

- ❑ Check your email for the activation confirmation message. Once received, you can now log in or authorize transactions using the Mobile OTP Token in any of the applicable COMSUITE SSO Product.



Should you have any concerns, feel free to contact the Transaction Banking helpdesk at +632 8886 7371 local 8051-8073 or email us at [cmsph\\_support@ph.mufg.jp](mailto:cmsph_support@ph.mufg.jp)

# DISCLAIMER

---

*These materials have been prepared by MUFG Bank, Ltd. ("the Bank") for information only. The Bank does not make any representation or warranty as to the accuracy, completeness or correctness of the information contained in this material.*

*Neither the information nor any opinion expressed herein constitutes or is to be construed as an offer, solicitation, advice or a recommendation to buy or sell deposits, securities, futures, options or any other financial or investment products.*

*All views herein (including any statements and forecasts) are subject to change without notice, and their accuracy is not guaranteed; they may be incomplete or condensed, and it may not contain all material information concerning the entities referred to in this material. None of the Bank and its head office, branches, representative office, related corporations and affiliates is under any obligation to update these materials.*

*The information contained herein has been obtained from sources the Bank believed to be reliable but is not guaranteed as to, and the Bank does not make any representation or warranty nor accept any responsibility or liability as to, its accuracy, timeliness, suitability, completeness or correctness. Therefore, the inclusion of the valuations, opinions, estimates, forecasts, ratings or risk assessments described in this material is not to be relied upon as a representation and / or warranty by the Bank. Such information should not be regarded as a substitute for the exercise of the recipient's own judgment, and the recipient should obtain separate independent professional, legal, financial, tax, investment and/or other advice, as appropriate. The Bank, its head office, branches, subsidiaries and affiliates and the information providers accept no liability whatsoever for any direct, indirect and/or consequential loss or damage of any kind arising out of the use of all or any part of these materials.*

*Historical performance does not guarantee future performance. Any forecast of performance is not necessarily indicative of future or likely performance of any product mentioned in this material. The Bank retains copyright to this material and no part of this material may be reproduced or redistributed without the written permission of the Bank. None of the Bank, and its head office, branches, representative offices, related corporations and affiliates accepts any liability whatsoever to any party resulting from such distribution or re-distribution.*

*MUFG Bank, Ltd., Manila Branch is regulated by the Bangko Sentral ng Pilipinas (BSP). For inquiries or complaints, you may call the Bank's Customer Assistance Team at Tel. No. 8702-8074. You may also contact BSP Financial Consumer Protection Department at Tel. No. 8708-7087.*